


Intelligence, Robotization and Networking for 21st Century

FANUC Robot *i* series



Intelligence, Robotization and Networking for 21st Century

FANUC Robot *i* series

The FANUC Robot *i* series is a series of highly reliable intelligent robots with the sophisticated advanced controller R-30*i*A with intelligence and networking for versatile applications.

Intelligence

Vision and force sensing provide superior performance with integrated human skills.

Integrated Vision Function *i*RVision

All controllers come standard with Vision function *i*RVision, making your system significantly intelligent.

Networking

Networking promotes the integrated management at production floors.

Robotization


Versatile process solutions for applications with flexibility contribute efficient automation of any requirements in production.



Intelligence


3D Laser Vision Sensor / Bin picking

Robot handles randomly piled parts by using 3D Laser Vision Sensor. Since a special parts feeder is not required, an automatic system can be constructed at low cost.



Force Sensor / Parts fitting and insertion

Robot does precise fitting and insertion of machine parts by using force sensor. Not only simple insertion but also complex insertion with phase matching is available. It can automate high-skill jobs.




Highly sensitive collision detection

When interference occurs between robot and peripheral equipments, this function stops a robot immediately and minimize damage. Special hand protection equipment is not required and enables immediate recovery of production.



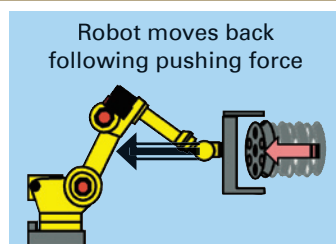
Visual line tracking

By detecting parts continuously fed from upper stream of a conveyer with a vision sensor, plural robots connected through a network track and pick up the parts cooperatively. The robots adapt to parts variation and flow rate changes.



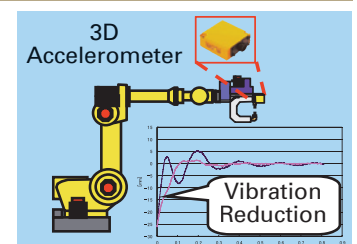
Cartesian SoftFloat

When a robot detects the external force, SoftFloat function can move a robot following the force with specified direction. SoftFloat function eliminates a mechanical floating unit from a robot hand and reduce system cost.



Learning Vibration Control

By monitoring vibration with 3D accelerometer while repeating spot welding motion, learning control achieves high speed motion with vibration reduction. Higher acceleration can reduce cycle time drastically. The sensor can be removed in mass production.



Networking

Versatile functionality for communication in the robot controller R-30iA enable to network multi robot system with PC, PLC and peripherals for control and production management.

Powerful network communication

Dedicated communication processor assures high-speed, high-stable communication with no negative influence with robot motion. Using several field I/O network, powerful network solution becomes available between robot, PLC and peripherals. High-speed I/O controller and integrated PMC (programmable machine controller) in the robot controller can reduce external PLC and achieve common I/O interface to line PLC.

iPendant

iPendant performs teaching operation and robot system control panel.

iPendant can refer to various types of data when connected to the factory LAN or Internet. From the factory floor, an operator accesses to the diagnosis database by iPendant and can take an appropriate action to recover production.



Strong Ethernet functions

R-30iA has two Ethernet ports as standard and performs high speed communication to both host level network and factory level network between robots. R-30iA supports Internet Protocol (IP) and can communicate host devices by standard functions (FTP, HTTP, Socket). R-30iA also supports several utilities (Password, DNS, DHCP) for easy and safe communication.

DCS (Dual Check Safety)

DCS is a safety function based on international standard ISO10218-1. Redundant safety software provides robot zone check, speed check and direct connection to safety network. Reduce system cost by replacing safety device to DCS.

USB port (Controller, iPendant)


Programs or data can be saved or loaded through the USB port on the operator's panel of the controller. If the controller is apart from the robot, the USB port of the iPendant can be used to save or load programs or data.

Robotization

Various application packages and software tools make the most of the flexibility of articulated robots for gantry loaders and scalar robots for which use conditions are restricted.

FANUC provides the robot system best suited to customers' needs.

Spot welding




Arc welding



Assembly



Load / Unload



Bin picking



Deburring



Logistics



Food packing




Medical Goods Handling



Sophisticated Packages for Intelligence

Integrated Vision Function *i*RVision/Force Sensor FS-15*i*A, FS-40*i*A, FS-100*i*A, FS-250*i*A

- *i*RVision enhances reliability and durability against severe environment.
- Unique and robust image processing finds target objects stably.
- Quick and easy operation.
- Quick and handy calibration tool.
- The vision function supports error proofing of handled parts as well as visual guidance of the robots.



- Force sensor for robotization of skilled job.
- The force sensor realizes delicate compliant robot motion and robotizes skillful operations such as precise fitting or insertion with phase matching.
- The force sensor expands the area of robotization in precise assembly.



ROBOGUIDE

- PC tool for quick and easy investigation of robot system.
- Easy set up of peripheral environment and machines without special skills.
- Graphical operation reduces teaching time of robot programs.
- ROBOGUIDE becomes available off-line verification not only in office but also on factory site.




- Robot simulator for practical use
 - Highly accurate cycle time simulation
 - Overheat and robot life time estimation
 - Actual robot program simulation
 - Simulation with actual PLC and I/O device

Safety & Reliability and Maintenance & Support

Industrial standards conformance for safety, quality and environment

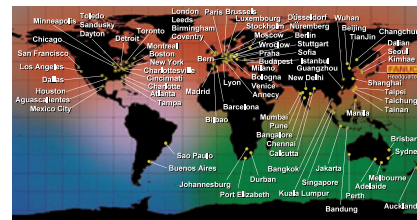
FANUC Robot *i* series are manufactured at ISO9001 and ISO14001 certified fully automated factory with robotization under strict quality control.

FANUC Robot *i* series has compliance with the European safety standards(machine directive, EMC directive, and low voltage directive) and has been certified with the CE marking, TÜV marking and TÜV EMC marking, when choosing the European specification for the robot.



World wide customer service

FANUC operates customer service and supports system anywhere in the world through subsidiaries and affiliates. FANUC provides the highest quality service with the quickest response at the location nearest you.



FANUC Training Center

FANUC Training Center offers variety of intensive training courses from introductory to sophisticated knowledge and skills for teaching, operation, engineering and maintenance training on FANUC robot and its application. Experience with on-site robot training enhances your plant operation.

Inquiries : Yamanakako-mura,
Yamanashi 401-0501, Japan

Phone : 81-555-84-6030

Fax : 81-555-84-5540



FANUC LTD

• Headquarters Oshino-mura, Yamanashi 401-0597, Japan Phone: 81-555-84-5555 Fax: 81-555-84-5512 <http://www.fanuc.co.jp>

Overseas Affiliated Companies

FANUC Robotics America, Inc.
FANUC Robotics Europe S.A.
KOREA FANUC COMPANY
FANUC INDIA PRIVATE LIMITED
SHANGHAI-FANUC Robotics CO., LTD.
FANUC THAI LIMITED
TAIWAN FANUC ROBOTICS LTD.
FANUC MECHATRONICS (MALAYSIA) SDN. BHD.

3900 West Hamlin Road, Rochester Hills, MI 48309-3253, U.S.A.
Zone Industrielle, L-6468 Echternach, Grand-Duché de Luxembourg
39 UNGNAM-DONG, SEONGSAN-GU, CHANGWON KYOUNG NAM, 641-290 KOREA
41-A, Electronics City, KEONICS, Bangalore, 560 100, India
No. 500 Jinyu Road, Jin Qiao, Pu Dong, Shanghai, China
59/3 Soi Sukhumvit 39, Sukhumvit Road, Khwaeng Klongton, Nua, Khet Wattana, Bangkok 10110, Thailand
NO.4, 17TH ROAD, TAICHUNG INDUSTRIAL PARK, TAICHUNG 407-68 TAIWAN
No.32, Jalan Pengacara U1/48, Temasya Industrial Park, Section U1, Glenmarie, 40150 Shah Alam, Selangor Darul Ehsan, Malaysia
No.1 Teban Gardens Crescent, Singapore 608919, Singapore
10 Healey Circuit, Huntingwood, NSW 2148, Australia
17 Loper Ave. Airport Industrial Ests, Spartan Ext.2 P.O.Box 219, Isand, 1600, Republic of South Africa

Phone: 1-248-377-7000
Phone: 352-727777-1
Phone: 82-55-278-1200 (Information)
Phone: 91-80-2852-0057
Phone: 86-21-5032-7700
Phone: 66-2-662-6111
Phone: +886-4-2359-2827

Fax: 1-248-377-7477
FAX: 352-727777-403
FAX: 82-55-264-2672
FAX: 91-80-2852-0051
FAX: 86-21-5032-7711
FAX: 66-2-662-6120
FAX: +886-4-2359-6040

Phone: 60-3-7628-0110
Phone: 65-6567-8566
Phone: 61-2-8822-4600
Phone: 27-11-392-3610

Fax: 60-3-7628-0220
FAX: 65-6566-5937
FAX: 61-2-8822-4666
FAX: 27-11-392-3615

● All specifications are subject to change without notice.
● No part of this catalog may be reproduced in any form.
● The products in this catalog are controlled based on Japan's "Foreign Exchange and Foreign Trade Law". The export from Japan may be subject to export license by the government of Japan. Further, re-export to another country may be subject to the license of the government of the country from where the product is re-exported. Furthermore, the product may also be controlled by re-export regulations of the United States government. Should you wish to export or re-export these products, please contact FANUC for advice.


© FANUC LTD, 1995
Robot (E)-20, 2010.09, Printed in Japan

Intelligence, Robotization and Networking for 21st Century **FANUC** Robot *i* series



Robot model	M-1iA		M-3iA		LR Mate 200iC			ARC Mate 50iC		ARC Mate 100iC M-10iA			ARC Mate 120iC M-20iA		M-710iC			R-1000iA	R-2000iB							
	M-1iA/0.5S	M-1iA/0.5A	M-3iA/6S	M-3iA/6A	LR Mate 200iC	LR Mate 200iC/5H	LR Mate 200iC/5L	50iC	50iC/5L	100iC/10S M-10iA/10S	100iC M-10iA	100iC/6L M-10iA/6L	120iC M-20iA	120iC/10L M-20iA/10L	M-710iC/50	M-710iC/70	M-710iC/20L	R-1000iA /80F	R-2000iB /165F	R-2000iB /185L	R-2000iB /210F	R-2000iB /250F	R-2000iB /165R	R-2000iB /200R		
Controller axes	4axes 6axes		4axes 6axes		6axes 5axes 6axes			6axes		6axes			6axes		6axes			6axes								
Max. load capacity at wrist	0.5kg (standard) 1kg (option)		6kg		5kg			5kg		10kg 10kg 6kg			20kg 10kg		50kg 70kg 20kg			80kg 165kg 185kg 210kg 250kg 165kg 200kg								
Motion range	J1	Diameter 280mm, Height 100mm		Diameter 1350mm, Height 500mm		5.93rad (340°)			5.93rad (340°)		5.93rad (340°)			5.93rad (340°)		6.28rad (360°)			6.28rad (360°)							
	J2					3.49rad (200°)		4.01rad (230°)		3.49rad (200°)		4.01rad (230°)		4.36rad (250°)		3.93rad (225°)			4.28rad (245°)		2.37rad (136°)			3.23rad (185°)		
	J3					6.77rad (388°)		6.51rad (373°)		6.77rad (388°)		6.51rad (373°)		5.93rad (340°) 7.76rad (445°) 5.41rad (310°)		8.00rad (458°)		7.68rad (440°) 7.54rad (432°)		6.28rad (360°)		6.32rad (362°) 6.04rad (346°) 6.32rad (362°) 6.23rad (357°)		6.37rad (365°)		
	J4	12.57rad (720°)		12.57rad (720°)		6.63rad (380°) 4.19rad (240°)		6.63rad (380°)		6.63rad (380°)		6.63rad (380°)		6.98rad (400°)		12.57rad (720°)		6.98rad (400°)		12.57rad (720°)						
	J5	— 5.24rad (300°)		— 5.24rad (300°)		4.19rad (240°) 12.57rad (720°)		4.19rad (240°)		4.19rad (240°)		4.89rad (280°) 6.63rad (380°)		6.28rad (360°)		4.36rad (250°)		4.89rad (280°)		4.36rad (250°)						
	J6	— 12.57rad (720°)		— 12.57rad (720°)		12.57rad (720°)		— 12.57rad (720°)		12.57rad (720°)		12.57rad (720°)		15.71rad (900°)		12.57rad (720°)		15.71rad (900°)		12.57rad (720°)						
Max. speed	J1					6.11rad/s (350°/s) 4.71rad/s (270°/s)		6.11rad/s (350°/s) 4.71rad/s (270°/s)		3.84rad/s(220°/s) 3.67rad/s(210°/s)		3.40rad/s (195°/s)		3.05rad/s (175°/s)		3.05rad/s (175°/s) 2.79rad/s (160°/s) 3.05rad/s (175°/s)		2.97rad/s (170°/s)		1.92rad/s (110°/s) 1.66rad/s (95°/s) 1.66rad/s (95°/s) 1.66rad/s (95°/s)		1.92rad/s (110°/s) 1.48rad/s (85°/s) 1.57rad/s (90°/s) 1.48rad/s (85°/s) 1.75rad/s (100°/s) 1.48rad/s (85°/s)				
	J2					6.11rad/s (350°/s) 4.71rad/s (270°/s)		6.11rad/s (350°/s) 4.71rad/s (270°/s)		4.01rad/s(230°/s) 3.32rad/s(190°/s)		3.05rad/s (175°/s)		3.05rad/s (175°/s)		3.05rad/s (175°/s) 2.09rad/s (120°/s) 3.05rad/s (175°/s)		2.44rad/s (140°/s)		1.92rad/s (110°/s) 1.48rad/s (85°/s) 1.57rad/s (90°/s) 1.48rad/s (85°/s) 1.75rad/s (100°/s) 1.48rad/s (85°/s)						
	J3					6.98rad/s (400°/s) 4.71rad/s (270°/s)		6.98rad/s (400°/s) 4.71rad/s (270°/s)		4.71rad/s(270°/s) 3.67rad/s(210°/s)		3.14rad/s (180°/s)		3.05rad/s (175°/s)		3.05rad/s (175°/s) 2.09rad/s (120°/s) 3.14rad/s (180°/s)		2.79rad/s (160°/s)		1.92rad/s (110°/s) 1.54rad/s (88°/s) 1.66rad/s (95°/s) 1.54rad/s (88°/s) 1.92rad/s (110°/s) 1.66rad/s (95°/s)						
	J4	52.34rad/s (3000°/s)	25.13rad/s (1440°/s)	69.81rad/s (4000°/s)	34.90rad/s (2000°/s)	7.85rad/s (450°/s)		7.85rad/s (450°/s)		7.15rad/s(410°/s) 6.98rad/s(400°/s)		6.28rad/s (360°/s) 6.98rad/s (400°/s)		4.36rad/s (250°/s) 3.93rad/s (225°/s)		6.11rad/s (350°/s) 4.01rad/s (230°/s)		2.62rad/s (150°/s) 2.09rad/s (120°/s)		2.09rad/s (120°/s) 2.09rad/s (120°/s) 2.09rad/s (120°/s) 2.62rad/s (150°/s) 2.09rad/s (120°/s)						
	J5	— 25.13rad/s (1440°/s)		— 34.90rad/s (2000°/s)		7.85rad/s (450°/s) 12.57rad/s (720°/s) 20.94rad/s (1200°/s)		7.85rad/s (450°/s)		7.85rad/s (450°/s)		7.15rad/s(410°/s) 6.98rad/s(400°/s)		6.28rad/s (360°/s) 6.98rad/s (400°/s)		4.36rad/s (250°/s) 3.93rad/s (225°/s)		6.28rad/s (360°/s) 4.01rad/s (230°/s)		2.62rad/s (150°/s) 2.09rad/s (120°/s)		2.09rad/s (120°/s) 2.09rad/s (120°/s) 2.09rad/s (120°/s) 2.62rad/s (150°/s) 2.09rad/s (120°/s)				
	J6	— 25.13rad/s (1440°/s)		— 34.90rad/s (2000°/s)		12.57rad/s (720°/s)		— 12.57rad/s (720°/s)		12.57rad/s (720°/s)		10.65rad/s(610°/s) 10.50rad/s(600°/s)		9.60rad/s (550°/s) 10.50rad/s (600°/s)		6.20rad/s (355°/s) 3.93rad/s (225°/s)		10.47rad/s (600°/s) 6.11rad/s (350°/s)		3.84rad/s (220°/s) 3.32rad/s (190°/s) 3.32rad/s (190°/s) 3.32rad/s (190°/s) 3.84rad/s (220°/s) 3.32rad/s (190°/s)						
Repeatability	±0.02 mm		±0.1 mm		±0.02 mm ±0.03 mm			±0.02 mm ±0.03 mm		±0.05 mm ±0.08 mm ±0.1 mm			±0.08 mm ±0.1 mm		±0.07 mm ±0.15 mm ±0.2 mm			±0.2 mm ±0.2 mm ±0.3 mm								
Mechanical unit mass	14kg Note1) 17kgNote1)		160kg 175kg		27kg 26kg 29kg			27kg 29kg		130kg			250kg		560kg 540kg			620kg 1,170kg 1,290kg 1,240kg 1,270kg 1,480kg 1,540kg								
Application	Arc welding								●		●			●		●										
	Spot welding															●			●		●		●		●	
	Handling	●		●		●			●		●			●		●			●		●		●		●	
	Sealing					●			●		●			●		●			●		●		●		●	
	Assembling	●		●		●			●		●			●		●			●		●		●		●	
Others					Mold release spray Deburring					Mold release spray Deburring			Mold release spray Deburring		Mold handling Deburring Laser cutting			Mold handling Press to press handling								
Intelligent robot	3D Laser Vision sensor	● Note2)		● Note1)		●			—		●			●		●			●		●		●		●	
	Force sensor	● Note2)		● Note1)		●			—		●			●		●			●		●		●		●	
Remarks	Note1) Not include weight of stand Note2) Locate a sensor outside of robot. It is not possible to mount sensor to robot arm *2		Note1) The robot arm acceleration should be restricted for the sensor. *1, *2		Dust/drip-proof package (option), Incorporated solenoid valve (option), 5 axis high speed wrist (option) The following variations are provided for special purpose applications. Water-proof type for washing : LR Mate 200iC/5WP Clean class 100 type : LR Mate 200iC/5C, /5LC Clean class 10 type : LR Mate 200iC/5C, /5LC 2nd Food type : LR Mate 200iC/5F *2			TIG welding package (option) *2		TIG welding package (option) Material handling conduit (option) Dust/drip-proof package (option) *1, *2			TIG welding package (option) Material handling conduit (option) Dust/drip-proof package (option) *1, *2		Dust/drip-proof package (option) Water-proof type for washing (option) The following variations are provided for special purpose applications. Short arm type : M-710iC/50S Compact type for narrow space : M-710iC/70W *1			Spot welding solution arm (option) *1 Dust/drip-proof package (option) Spot welding solution arm (option) The following variations are provided for special purpose applications. Long arm R-2000iB/125L : Payload 125kg Long arm R-2000iB/175L : Payload 175kg Cable integrated R-2000iB/165EW : Payload 165kg Cable integrated R-2000iB/200EW : Payload 200kg Small sized R-2000iB/170CF : Payload 170kg Upside-down R-2000iB/150U : Payload 150kg High-speed palletizing R-2000iB/100H : Payload 100kg Press handling R-2000iB/100P : Payload 100kg *1								

*1 : Controller is R-30iA *2 : Controller is R-30iA Mate *3 : In case of short distance motion, the axis speed doesn't reach maximum one.



M-900iA				M-2000iA		M-410iB					M-420iA		M-430iA			F-100iA			F-200iB	Top Mount Robot				Robot model									
M-900iA/350	M-900iA/260L	M-900iA/600	M-900iA/400L	M-2000iA/900L	M-2000iA/1200	M-410iB/140H	M-410iB/160	M-410iB/300	M-410iB/450	M-410iB/700	M-420iA	M-421iA	M-430iA/4FH	M-430iA/2PH	M-430iA/2P	F-100iA/104 F-100iA/104L	F-100iA/105 F-100iA/105L	F-100iA/105S F-100iA/105LS	F-200iB	ARC Mate 120iC/20T M-20iA/20T	M-710iC/50T	M-710iC/70T	R-2000iB/200T	Controller axes									
6axes				6axes		5axes					4axes		5axes			4axes			6axes			6axes				Controller axes							
350kg	260kg	600kg (standard) 700kg (option)	400kg	900kg	1200kg (standard) 1350kg (option)	140kg	160kg	300kg	450kg	700kg	40kg	50kg	4kg	2kg		136kgf (1333 N) Note1)			100kg	3kg Note1 20kg Note2)	50kg	70kg	200kg	Max. load capacity at wrist									
6.28rad (360°)				5.76rad (330°)		6.28rad (360°)					5.59rad (320°)		6.28rad (360°)			6.28rad (360°)			250 mm(104) 500 mm(104L)			250 mm(105) 500 mm(105L)			250 mm(105S) 500 mm(105LS)			φ500×300mm Min.Pitch&yaw: ±0.174rad (±10°) Min.roll: ±0.349rad (±20°)	Max.10m	Max.10m		Max.10m	J1
2.62rad (150°)		2.69rad (154°)		2.79rad (160°)		2.71rad (155°)	2.51rad (144°)		2.53rad (145°)	2.51rad (144°)	2.01rad (115°)		4.01rad (230°)		4.01rad (230°)		6.64rad (380°)			5.24rad (300°) 10.23rad (586°)	4.56rad (261°)		4.28rad(245°)		J2								
3.90rad (223.4°)	3.69rad (211.3°)	2.79rad (160°)		2.88rad (165°)		1.95rad (112°)	2.37rad (136°)		2.36rad (135°)	2.37rad (136°)	1.75rad (100°)		6.69rad (383°)		6.98rad (400°)		270mm				6.98rad (400°) 12.57rad (720°)	8.57rad (491°)		7.09rad(406°)		J3							
12.57rad (720°)			12.57rad (720°)			0.35rad (20°) Note1)	9.42rad (540°)				9.42rad (540°)		—		5.24rad (300°)	6.63rad (380°)	6.63rad (380°)	12.56 rad (720°)	6.46 rad (370°)			12.56 rad (720°)	4.88rad (280°) Note3) 6.28rad (360°) Note4) 9.42rad (540°) Note3) 15.7rad (900°) Note4)	4.36rad (250°)		4.36rad(250°)			J4				
4.36rad (250°)		4.26rad (244°)		4.19rad (240°)		12.57rad (720°)	—				—		9.42rad (540°)	5.24rad (300°)	5.24rad (300°)	5.24rad (300°)	—	3.14 rad (180°)	12.56 rad (720°)	—	—	—		—	J5								
12.57rad (720°)				12.57rad (720°)		—					—		9.42rad (540°)	9.42rad (540°)	9.42rad (540°)	—	—	—	—	—	—	—	—	—	J6								
1.75rad/s (100°/s)		1.40rad/s (80°/s)		0.79rad/s (45°/s)		2.44rad/s (140°/s)	2.27rad/s (130°/s)	1.48rad/s (85°/s)	1.22rad/s(70°/s)	1.05rad/s(60°/s)	3.14rad/s (180°/s)	—	5.24rad/s (300°/s)		5.24rad/s (300°/s)		200 mm/s			—	—		—	J1									
1.66rad/s (95°/s)	1.83rad/s(105°/s)	1.40rad/s (80°/s)		0.52rad/s (30°/s)(standard) 0.44rad/s (25°/s)(option)		2.01rad/s (115°/s)	2.27rad/s (130°/s)	1.57rad/s (90°/s)	1.22rad/s (70°/s)	1.05rad/s(60°/s)	3.49rad/s (200°/s)		5.59rad/s (320°/s)		5.24rad/s (300°/s)		0.960 rad/s (55°/s)			Horizontal: 1500mm/s Vertical: 300mm/s	3.05rad/s (175°/s)	3.05rad/s (175°/s)	2.09rad/s (120°/s)	1.22rad/s (70°/s)	J2								
1.66rad/s (95°/s)		1.40rad/s (80°/s)		0.52rad/s (30°/s)		2.36rad/s (135°/s)	2.36rad/s (135°/s)	1.75rad/s (100°/s)	1.22rad/s (70°/s)	1.05rad/s(60°/s)	3.49rad/s (200°/s)		5.59rad/s (320°/s)		5.93rad/s (340°/s)		85 mm/s				3.14rad/s (180°/s) 6.28rad/s (360°/s)	3.05rad/s (175°/s)	2.09rad/s (120°/s)	1.57rad/s (90°/s)	J3								
1.83rad/s (105°/s)	2.09rad/s (120°/s)	1.75rad/s (100°/s)		0.87rad/s (50°/s)		2.36rad/s (135°/s)	5.24rad/s (300°/s)	3.32rad/s (190°/s)	3.14rad/s (180°/s)	2.09rad/s (120°/s)	6.11rad/s (350°/s)	—	6.28rad/s (360°/s)	8.73rad/s (500°/s)	5.24rad/s (300°/s)	1.22 rad/s (70°/s)			6.28rad/s (360°/s) 4.36rad/s (250°/s)			3.93rad/s (225°/s)	1.92rad/s (110°/s)	1.92rad/s (110°/s)	J4								
1.83rad/s (105°/s)	2.09rad/s (120°/s)	1.75rad/s (100°/s)		0.87rad/s (50°/s)		7.33rad/s (420°/s)	—				—		34.91rad/s (2000°/s)	8.73rad/s (500°/s)	5.24rad/s (300°/s)	—	0.436 rad/s (25°/s)	0.855 rad/s (49°/s)			—	—	—	—	J5								
2.97rad/s (170°/s)		3.49rad/s (200°/s)		2.79rad/s (160°/s)		1.22rad/s (70°/s)					—		—	—	29.67rad/s (1700°/s)	12.57rad/s (720°/s)	—	—	—	—	—	—	—	—	J6								
±0.3 mm			±0.5 mm	±0.5 mm	±0.3 mm	±0.2 mm	±0.5 mm				±0.5 mm		±0.5 mm			±0.035 mm			±0.1 mm	±0.08 mm Note5)	±0.07 mm Note5)	±0.3 mm Note5)	Repeatability										
1,720kg	1,800kg	2,800kg	3,150kg	9,600kg	8,600kg	1,200kg (without ciontroller)	1,940kg (Including ciontroller)		2,430kg (Including ciontroller)	2,700kg (Including ciontroller)	620kg	520kg	55kg	57kg	45kg	111 kg(104) 130 kg(104L)	120 kg(105) 139 kg(105L)	121 kg(105S) 140 kg(105LS)	190kg	185kg	410kg		1,100kg	Mechanical unit mass									
●	●	●	●	●	●	●	●	●	●	●	●	●	●	●	●	●	●	●	●	●	●	●	●	Arc welding									
●	●	●	●	●	●	●	●	●	●	●	●	●	●	●	●	●	●	●	●	●	●	●	●	●	Spot welding								
●	●	●	●	●	●	●	●	●	●	●	●	●	●	●	●	●	●	●	●	●	●	●	●	●	Handling								
●	●	●	●	●	●	●	●	●	●	●	●	●	●	●	●	●	●	●	●	●	●	●	●	●	●	Sealing							
●	●	●	●	●	●	●	●	●	●	●	●	●	●	●	●	●	●	●	●	●	●	●	●	●	●	Assembling							
Mold handling													Food and Pharmaceutical Handling			Fixturing			Lifter,Locator, Deburring, Inspection, Measurement			Others											
Press to press handling																						3D Laser Vision sensor											
●	●	●	●	●	●	—	—	—	—	—	—	—	—	—	—	—	—	—	●	●	●	●	●	Force sensor									
Dust/drip-proof package (option)				*1		Note1)The wrist interface is always toward to downward. The angle is variable up to 20 degrees width. *1					The following variations are provided for special purpose applications. 2nd Food type : use food grease and enhance anti-corrosiveness High speed wrist : J4-axis max speed 12.57 rad/s (720°/s). *1		*1			Max.static load capacity at wrist : 158kgf(1548N) Note1) Max.impulse load capacity at wrist : 180kgf(1764N) Note1) Note1) at center of faceplate *1			*1			Note1) Standard welding torch mode Note2) High inertia mode Note3)The specification of "Cable integrated J3 Arm" Note4)The specification of "Conventional dress-out" Note5)This value is not available for gantry. *1			Remarks								